

EPD

Environmental Product Declaration

Balsan Moquette

Macro-Micro HD

surface pile weight: 590 g/m²

pile material: polyamide 6 with 100% recycled content

backing: bitumen based backing



GUT/Prodis ID:

14E008A4

These EPD data are only valid in combination with the environmental product declaration EPD-BAL-20170200-CCA1-EN published by Institut Bauen und Umwelt e.V. (IBU) and a GUT/Prodis license

This data set gives product specific LCA results based on the calculation procedure described in the above mentioned EPD.



Calculation method for similar Products of the EPD document

The EPD document is valid for all products with a surface pile weight lower or equal to the declared maximum pile weight of 1400 g/m².

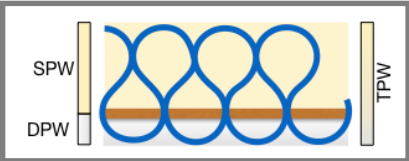
The respective declaration number is EPD-BAL-20170200-CCA1-EN .

This document indicates more specific LCA results for (a) product(s) with identical material compositions and production parameters. The product(s) belong(s) to the same family of products and only differ in its/their pile weight(s).

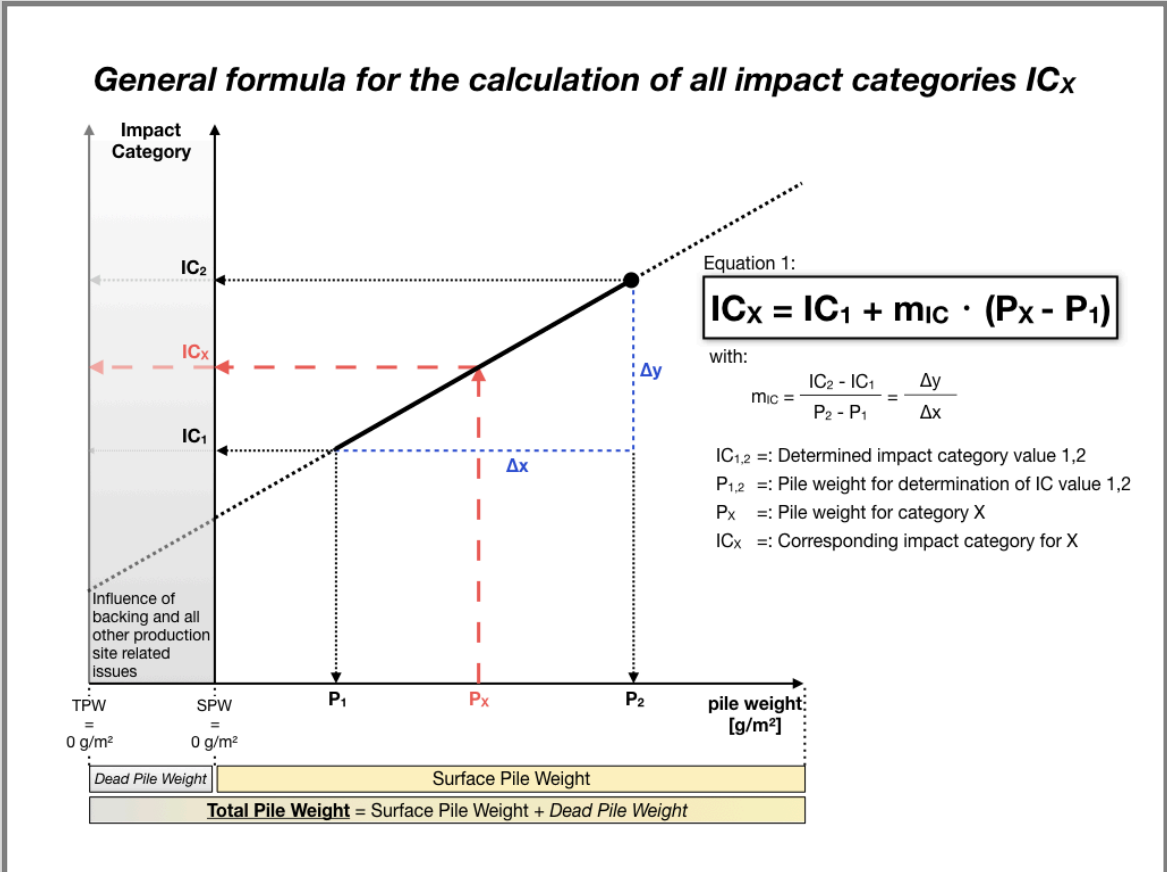
LCA results show a linear correlation with the total pile weight, for all impact categories (IC) and all modules (A-D). It is possible to calculate specific LCA results (IC_x) for every carpet (x) within the declared group of products in relation to its total pile weight (P_x).

The total pile weight (TPW) is the sum of surface pile weight (SPW) and dead pile weight (DPW):

$$TPW = SPW + DPW$$



The surface pile weight is the technical relevant value according to EN 1307 and has to be mentioned in technical specification. As shown in the figure below alternatively to the total pile weight the surface pile weight can be used to calculate LCA results (IC_x).



Graph 1: General formula for the calculation of all impact categories IC_x.

General Information on use stages B1 to B7

LCA results indicate environmental impacts resulting from use stage B1 to B7.

For textile floor coverings only modules B1 (use) and B2 (maintenance) are taken into account. Modules B3 (repair), B4 (replacement), B5 (refurbishment), B6 (operational energy use) and B7 (operational water use) are not relevant during the service life of textile floor coverings.

Module B1 'use' includes emissions to the indoor air during the use stage. Relevant emissions only occur in the first year of life (see LCA: Calculation rules).

Module B2 'maintenance' includes cleaning procedures.

Reference service life (RSL)

The actual service life of textile floor coverings depends on a wide range of various impact factors such as the allocation of the application area to the use class, maintenance, intensity of use and most often fashion and building related aspects. Therefore, technical service life cannot be defined for textile floor coverings.

Total environmental impacts from module B2

Total environmental impacts have to be calculated by taking into account the service life of textile floor coverings. Therefore, the assumed real life (ARSL) has to be used for the calculation of total environmental impacts taking into account the expected use conditions (see RSL). Module B2 (maintenance) is depending on the service life.

Values for module B2 given in the result tables are indicated for the period of one year. They have to be multiplied by the ARSL of the textile floor covering taking into account building related aspects.

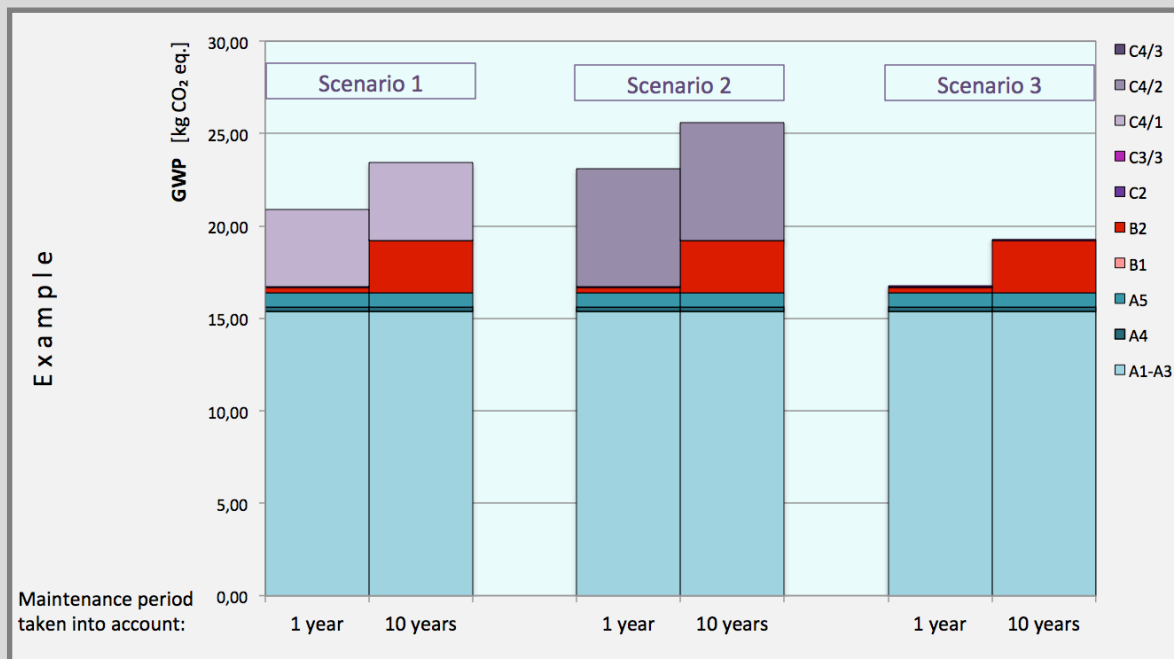
The influence of the maintenance period on the Global Warming Potential (GWP) of the whole life cycle of a textile floor covering - differentiated for 3 end-of-life scenarios - is illustrated in the graph below.

3 end-of-life scenarios:

Scenario 1: 100 % Landfill disposal

Scenario 2: 100 % Municipal waste incineration

Scenario 3: 100 % Recycling in the cement industry



Graph 2: Global Warming Potential (GWP) - aggregation of module A to module C - taking into account a maintenance period of 1 year compared to a maintenance period of 10 years - for the three declared end-of-life scenarios.



1. Information on the product Macro-Micro HD

Product description

Name	Value	Unit
Type of manufacture	tufted tiles	-
Yarn type	polyamide 6 with 100% recycled content	-
Total pile weight	1050	g/m ²
Surface pile weight	590	g/m ²
Dead pile weight	460	g/m ²
Secondary backing	bitumen based backing	-
Product Form	tiles 50 cm x 50 cm	-
Max. total carpet weight	5210	g/m ²

Base materials / Ancillary materials

Name	Value for category	Unit
Polyamide 6	20,2	%
Polyester	4,6	%
Mineral filler	55,9	%
SBR-Latex	3,3	%
Bitumen	15,3	%
Glass fibre	0,7	%
Additives	0,1	%
Recycled content out of total weight	23	%

LCA: Declared Unit

Name	Value for category	Unit
Declared unit	1,0	m ²
Conversion factor to 1 kg	0,19	m ² /kg
Mass reference	5,21	kg/m ²

LCA: Scenarios and additional technical information

All indicated values refer to the declared functional unit

Transport to the construction site (A4)

Name	Value for category	Unit
Litres of fuel (truck, EURO 0-5 mix)	0,0104	m ²
Transport distance	700	m ² /kg
Capacity utilisation (including empty runs)	85	kg/m ²

Installation in the building (A5)

Name	Value for category	Unit
Material lost	0,16	kg

Maintenance (B2)

Indication per m² and year

Name	Value for category	Unit
Maintenance cycle (wet cleaning)	1,5	1/year
Maintenance cycle (vacuum cleaning)	208	1/year
Water consumption (wet cleaning)	0,004	m ³
Cleaning agent (wet cleaning)	0,09	kg
Electricity consumption	0,314	kWh

End of Life (C1-C4)

Name	Value for category	Unit
Collected as mixed construction waste (scenario 1 and 2)	5,21	kg/m ²
Collected separately (scenario 3)	5,21	kg/m ²
Landfilling (scenario 1)	5,21	kg/m ²
Energy recovery (scenario 2)	5,21	kg/m ²
Energy recovery (scenario 3)	2,26	kg/m ²
Recycling (scenario 3)	2,94	kg/m ²



LCA: Results for Macro-Micro HD

(calculated with a total pile weight of 1050 g/m²)

The declared result figures in module B2 have to be multiplied by the assumed service time (in years) of the floor covering in the building considered (see chapter: 'General Information on use stages B1 to B7').

Information on un-declared modules:

Modules B3 - B7 are not relevant during the service life of the carpet and are therefore not declared.

Modules C1, C3/1, C4/2 and C4/3 cause no additional impact and are therefore not declared.

Module C2 represents the transport for scenarios 1, 2 and 3.

Description of the system boundary

(X = Included in LCA; MDN = Module not declared)

State of production			State of construction phase		State of use							End of life state				Credits and loads after life
raw material supply	transport	manufacturing	delivery	installation	use	maintenance	repair	replacement	renewal	energy use	water use	stop of use / demolition	transport	waste management	disposal	reuse, recovery and recycling potential
A1	A2	A3	A4	A5	B1	B2	B3	B4	B5	B6	B7	C1	C2	C3	C4	D
X	X	X	X	X	X	X	MDN	MDN	MDN	MDN	MDN	MDN	X	X	X	X

Results for the LCA - Environmental impact: 1 m² floor covering

Parameter	Unit	A1-A3	A4	A5	B1	B2	C2	C3/2	C3/3	C4/1	D/A5	D/1	D/2	D/3
GWP	[kg CO2-eq]	8,39E+00	2,16E-01	6,22E-01	0,00E+00	3,32E-01	1,21E-02	5,89E+00	3,21E-02	3,73E-01	-1,46E-01	0,00E+00	-2,65E+00	-5,70E-01
ODP	[kg CFC11-eq]	4,74E-08	7,26E-14	1,39E-09	0,00E+00	1,26E-08	4,06E-15	2,15E-12	1,43E-12	9,16E-13	-2,73E-12	0,00E+00	-4,93E-11	-1,36E-11
AP	[kg SO2-eq]	2,37E-02	9,11E-04	8,71E-04	0,00E+00	1,34E-03	5,09E-05	3,70E-03	9,18E-05	1,03E-03	-2,26E-04	0,00E+00	-4,09E-03	-2,21E-03
EP	[kg PO4)3-eq]	6,10E-03	2,27E-04	2,20E-04	0,00E+00	3,21E-04	1,27E-05	9,19E-04	8,31E-06	1,02E-03	-2,39E-05	0,00E+00	-4,32E-04	-2,30E-04
POCP	[kg ethen-eq]	1,72E-03	-3,72E-04	4,83E-05	6,29E-05	1,62E-04	-2,08E-05	2,39E-04	5,86E-06	1,18E-04	-2,16E-05	0,00E+00	-3,91E-04	-2,88E-04
ADPE	[kg Sb-eq]	7,83E-06	1,74E-08	2,41E-07	0,00E+00	1,14E-06	9,74E-10	2,34E-07	1,29E-08	7,72E-08	-2,80E-08	0,00E+00	-5,04E-07	-2,00E-07
ADPF	[MJ]	1,43E+02	2,99E+00	4,44E+00	0,00E+00	6,89E+00	1,67E-01	3,11E+00	3,43E-01	5,35E+00	-2,05E+00	0,00E+00	-3,72E+01	-8,20E+01

Caption: **GWP** = Global warming potential; **ODP** = Depletion potential of the stratospheric ozone layer; **AP** = Acidification potential of land and water; **EP** = Eutrophication potential; **POCP** = Formation potential of tropospheric ozone photochemical oxidants; **ADPE** = Abiotic depletion potential for non-fossil resources; **ADPF** = Abiotic depletion potential for fossil resources



Results for the LCA - Resource use: 1 m² floor covering

Parameter	Unit	A1-A3	A4	A5	B1	B2	C2	C3/2	C3/3	C4/1	D/A5	D/1	D/2	D/3
PERE	[MJ]	3,70E+01	1,50E-01	1,11E+00	0,00E+00	9,87E-01	8,41E-03	4,38E-01	1,92E-01	4,08E-01	-3,68E-01	0,00E+00	-6,64E+00	-5,58E-01
PERM	[MJ]	0,00E+00	0,00E+00	0,00E+00	0,00E+00	0,00E+00	0,00E+00	0,00E+00	0,00E+00	0,00E+00	0,00E+00	0,00E+00	0,00E+00	0,00E+00
PERT	[MJ]	3,70E+01	1,50E-01	1,11E+00	0,00E+00	9,87E-01	8,41E-03	4,38E-01	1,92E-01	4,08E-01	-3,68E-01	0,00E+00	-6,64E+00	-5,58E-01
PENRE	[MJ]	1,11E+02	3,00E+00	4,78E+00	0,00E+00	8,05E+00	1,68E-01	4,65E+01	4,35E+01	5,56E+00	-2,47E+00	0,00E+00	-4,48E+01	-8,25E+01
PENRM	[MJ]	4,30E+01	0,00E+00	0,00E+00	0,00E+00	0,00E+00	0,00E+00	-4,30E+01	-4,30E+01	0,00E+00	0,00E+00	0,00E+00	0,00E+00	0,00E+00
PENRT	[MJ]	1,54E+02	3,00E+00	4,78E+00	0,00E+00	8,05E+00	1,68E-01	3,50E+00	5,63E-01	5,56E+00	-2,47E+00	0,00E+00	-4,48E+01	-8,25E+01
SM	[kg]	1,41E+00	0,00E+00	4,12E-02	0,00E+00	0,00E+00	0,00E+00	0,00E+00	0,00E+00	0,00E+00	0,00E+00	0,00E+00	0,00E+00	2,95E+00
RSF	[MJ]	0,00E+00	0,00E+00	0,00E+00	0,00E+00	0,00E+00	0,00E+00	0,00E+00	0,00E+00	0,00E+00	0,00E+00	0,00E+00	0,00E+00	0,00E+00
NRSF	[MJ]	0,00E+00	0,00E+00	0,00E+00	0,00E+00	0,00E+00	0,00E+00	0,00E+00	0,00E+00	0,00E+00	0,00E+00	0,00E+00	0,00E+00	7,94E+01
FW	[m ³]	1,10E+00	2,79E-04	3,35E-02	0,00E+00	4,25E-03	1,56E-05	2,12E-02	2,74E-04	1,33E-05	-5,25E-04	0,00E+00	-9,47E-03	-7,40E-03

Caption: **PERE** = Use of renewable primary energy excluding renewable primary energy resources used as raw materials; **PERM** = Use of renewable primary energy resources used as raw materials; **PERT** = Total use of renewable primary energy resources; **PENRE** = Use of non-renewable primary energy excluding non-renewable primary energy resources used as raw materials; **PENRM** = Use of non-renewable primary energy resources used as raw materials; **PENRT** = Total use of non-renewable primary energy resources; **SM** = Use of secondary material; **RSF** = Use of renewable secondary fuels; **NRSF** = Use of non-renewable secondary fuels; **FW** = Use of net fresh water

Results for the LCA - Output flows and waste categories: 1 m² floor covering

Parameter	Unit	A1-A3	A4	A5	B1	B2	C2	C3/2	C3/3	C4/1	D/A5	D/1	D/2	D/3
HWD	[kg]	3,36E-03	1,58E-07	9,83E-05	0,00E+00	1,13E-09	8,81E-09	2,06E-08	2,29E-10	2,15E-08	-5,96E-10	0,00E+00	-1,08E-08	-2,64E-09
NHWD	[kg]	2,98E-01	2,29E-04	5,30E-02	0,00E+00	8,17E-03	1,29E-05	1,34E+00	3,71E-04	5,20E+00	-8,72E-04	0,00E+00	-1,58E-02	-1,25E-01
RWD	[kg]	3,96E-03	4,09E-06	1,24E-04	0,00E+00	3,81E-04	2,29E-07	1,53E-04	8,76E-05	8,42E-05	-1,68E-04	0,00E+00	-3,03E-03	-1,84E-04
CRU	[kg]	0,00E+00	0,00E+00	0,00E+00	0,00E+00	0,00E+00	0,00E+00	0,00E+00	0,00E+00	0,00E+00	0,00E+00	0,00E+00	0,00E+00	0,00E+00
MFR	[kg]	5,87E-02	0,00E+00	1,73E-03	0,00E+00	0,00E+00	0,00E+00	0,00E+00	2,95E+00	0,00E+00	0,00E+00	0,00E+00	0,00E+00	0,00E+00
MER	[kg]	0,00E+00	0,00E+00	0,00E+00	0,00E+00	0,00E+00	0,00E+00	0,00E+00	2,27E+00	0,00E+00	0,00E+00	0,00E+00	0,00E+00	0,00E+00
EEE	[MJ]	0,00E+00	0,00E+00	4,81E-01	0,00E+00	0,00E+00	0,00E+00	8,68E+00	0,00E+00	0,00E+00	0,00E+00	0,00E+00	0,00E+00	0,00E+00
EET	[MJ]	0,00E+00	0,00E+00	1,15E+00	0,00E+00	0,00E+00	0,00E+00	2,09E+01	0,00E+00	0,00E+00	0,00E+00	0,00E+00	0,00E+00	0,00E+00

Caption: **HWD** = Hazardous waste disposed; **NHWD** = Non-hazardous waste disposed; **RWD** = Radioactive waste disposed; **CRU** = Components for re-use; **MFR** = Materials for recycling; **MER** = Materials for energy recovery; **EEE** = Exported electrical energy; **EET** = Exported thermal energy

ENVIRONMENTAL PRODUCT DECLARATION

as per /ISO 14025/ and /EN 15804/

Owner of the Declaration	Balsan
Programme holder	Institut Bauen und Umwelt e.V. (IBU)
Publisher	Institut Bauen und Umwelt e.V. (IBU)
Declaration number	EPD-BAL-20170200-CCA1-EN
Issue date	06/12/2017
Valid to	05/12/2022

Tufted carpet tiles,
pile material polyamide 6 with 100% recycled content,
maximum total pile weight 1400 g/m²,
bitumen based heavy backing

BALSAN

www.ibu-epd.com / <https://epd-online.com>



General Information

Balsan

Programme holder

IBU - Institut Bauen und Umwelt e.V.
Panoramastr. 1
10178 Berlin
Germany

Declaration number

EPD-BAL-20170200-CCA1-EN

This Declaration is based on the Product Category Rules:

Floor coverings, 07.2016
(PCR tested and approved by the SVR)

Issue date

06/12/2017

Valid to

05/12/2022



Prof. Dr.-Ing. Horst J. Bossenmayer
(President of Institut Bauen und Umwelt e.V.)



Dr. Burkhard Lehmann
(Managing Director IBU)

Tufted carpet tiles,

pile material PA 6, 100% recycled,
max. total pile weight 1400 g/m²,
bitumen based heavy backing

Owner of the Declaration

Balsan
Corbilly - D14
36330 Arthon
France

Declared product / Declared unit

1 m² tufted carpet tiles having a surface pile of polyamide 6 with 100% recycled content.

Scope:

The manufacturer declaration applies to a group of similar products with a maximum total pile weight of 1400 g/m².

The products are produced in the Balsan manufacturing sites Arthon (tufting and precoating) and Neuvy-Saint-Sépulchre, France (back coating).

LCA results for product groups having a lower total pile weight can be taken from the corresponding tables of the annex. Specific data can be calculated by using equation 1 given in the annex (see annex chapter: 'General Information on the annex').

The declaration is only valid in conjunction with a valid GUT-/PRODIS/ license of the product.

The owner of the declaration shall be liable for the underlying information and evidence; the IBU shall not be liable with respect to manufacturer information, life cycle assessment data and evidences.

Verification

The CEN Norm /EN 15804/ serves as the core PCR

Independent verification of the declaration
according to /ISO 14025/

internally externally



Angela Schindler
(Independent verifier appointed by SVR)

Product

Product description / Product definition

Tufted carpet tiles or planks having a surface pile of solution dyed polyamide 6 with 100% recycled content, a polyester primary backing with 90% recycled content and a bitumen based heavy backing with a fibre glass reinforcement and a polyester fleece backing.

For a total carpet weight of 5560 g/m² the recycled content amounts to 28%.

The declaration applies to a group of products with a maximum total pile weight of 1400 g/m².

The LCA results are calculated for products with the maximum total pile weight.

LCA results for product groups having a lower total pile weight can be taken from the corresponding tables of the annex. The LCA results always refer to the highest

total pile weight of the corresponding pile weight category.

Results for similar products with any other total pile weight can be calculated by using equation 1 given in the annex (see annex chapter: 'General Information on the annex').

For the placing on the market of the product in the EU/EFTA (with the exception of Switzerland) Regulation (EU) No. 305/2011 /CPR/ applies. The Declaration of Performance of the products taking into consideration /EN 14041/ and the CE-marking of the products can be found on the manufacturer's technical information section.

Application

According to the use class as defined in /EN 1307/ the products can be used in all professional area which require class 33 or less.



Technical Data

Name	Value	Unit
Product Form	Tiles 50 cm x 50 cm planks 100 cm x 25 cm	-
Type of manufacture	Tufted tiles	-
Yarn type	Polyamide 6 100 % recycled	-
Secondary backing	Bitumen based heavy backing	-
Total pile weight	max. 1400	g/m ²
Total carpet weight	max. 5560	g/m ²

Additional product properties in accordance with /EN 1307/ and performance data of the product in accordance with the Declaration of Performance with respect to its Essential Characteristics according to /EN 14041/ can be found on the Product Information System /PRODIS/ using the /PRODIS/ registration number of the product (www.pro-dis.info) or on the manufacturer's technical information section (www.balsan.com).

Base materials / Ancillary materials

Name	Value	Unit
Polyamide 6	25.2	%
Polyester	4.3	%
Mineral filler	52,4	%
SBR-latex	3.1	%
Bitumen	14.3	%
Glass fibre	0.6	%
Additives	0.1	%

The products are registered in the GUT-/PRODIS/ Information System. The /PRODIS/ system ensures the compliance with limitations of various chemicals and VOC-emissions and a ban on use of all substances that are listed as 'Substances of Very High Concern' (SVHC) under /REACH/.

Reference service life

A calculation of the reference service life according to /ISO 15686/ is not possible.

The service life of textile floor coverings strongly depends on the correct installation taking into account the declared use classification and the adherence to cleaning and maintenance instructions.

A minimum service life of 10 years can be assumed, technical service life can be considerably longer.

LCA: Calculation rules

Declared Unit

Name	Value	Unit
Declared unit	1	m ²
Conversion factor to 1 kg	0.18	m ² /kg
Mass reference	5.56	kg/m ²

The declared unit refers to 1 m² produced textile floor covering. Output of module A5 'Assembly' is 1 m² installed textile floor covering.

System boundary

Type of EPD: Cradle-to-grave

System boundaries of modules A, B, C, D:

A1-A3 Production:

Energy supply and production of the basic material, processing of secondary material, auxiliary material, transport of the material to the manufacturing site, emissions, waste water treatment, packaging material and waste processing up to the landfill disposal of residual waste (except radioactive waste). Benefits for generated electricity and steam due to the incineration of production waste are aggregated.

A4 Transport:

Transport of the packed textile floor covering from factory gate to the place of installation.

A5 Installation:

Installation of the textile floor covering, processing of installation waste and packaging waste up to the landfill disposal of residual waste (except radioactive waste), the production of the amount of carpet that occurs as installation waste including its transport to the place of installation.

Generated electricity and steam due to the incineration of waste are listed in the result table as exported energy.

Preparing of the floor and auxiliary materials (adhesives, fixing agents, PET connectors) are beyond the system boundaries and not taken into account.

B1 Use:

Indoor emissions during the use stage. After the first year, no product related VOC emissions are relevant due to known VOC decay curves of the product.

B2 Maintenance:

Cleaning of the textile floor covering for a period of 1 year:

Vacuum cleaning – electricity supply
Wet cleaning – electricity, water consumption, production of the cleaning agent, waste water treatment.

The declared values in this module have to be multiplied by the assumed service life of the floor covering in the building in question (see annex, chapter 'General information on use stage').

B3 - B7:

The modules are not relevant and therefore not declared.

C1 De-construction:

The floor covering is de-constructed manually and no additional environmental impact is caused.

C2 Transport:

Transport of the carpet waste to a landfill, to the municipal waste incineration plant (MWI) or to the waste collection facility for recycling.

C3 Waste processing:

C3-1: Landfill disposal need no waste processing.

C3-2: Impact from waste incineration (plant with $R1 > 0.6$), generated electricity and steam are listed in the result table as exported energy.

C3-3: Collection of the carpet waste, waste processing (granulating).

C4 Disposal

C4-1: Impact from landfill disposal,

C4-2: The carpet waste leaves the system in module C3-2,

C4-3: The pre-processed carpet waste leaves the system in module C3-3

D Recycling potential:

D-A5: Benefits for generated energy due to incineration of packaging and installation waste (incineration plant with $R1 > 0.6$),

D-1: Benefits for generated energy due to landfill disposal of carpet waste at the end-of-life,

D-2: Benefits for generated energy due to incineration of carpet waste at the end-of-life (incineration plant with $R1 > 0.6$),

D-3: Benefits for saved fossil energy and saved inorganic material due to recovery of the carpet in a cement plant at the end-of-life, transport from the reprocessing plant to the cement kiln.

Comparability

Basically, a comparison or an evaluation of EPD data is only possible if all the data sets to be compared were created according to /EN 15804/ and the building context, respectively the product-specific characteristics of performance, are taken into account. Background data are taken from the /GaBi database 2017/, service pack 33 and from the /ecoinvent 3.3/ database.

LCA: Scenarios and additional technical information

The following information refer to the declared modules and are the basis for calculations or can be used for further calculations. The indicated values refer to the declared functional unit of all products with a total pile weight up to 1400 g/m².

Transport to the construction site (A4)

Name	Value	Unit
Litres of fuel (truck, EURO 0-5 mix)	0.011	l/100km
Transport distance	700	km
Capacity utilisation (including empty runs)	85	%

Installation in the building (A5)

Name	Value	Unit
Material loss	0.17	kg

Packaging waste and installation waste are considered to be incinerated in a municipal waste incineration plant.

Preparation of the floor and auxiliaries (adhesives, fixing agents, PET connectors etc.) are not taken into account.

Maintenance (B2)

Indication per m² floor covering and per year (see annex, chapter 'General Information on use stage')

Name	Value	Unit
Maintenance cycle (wet cleaning)	1.5	1/year
Maintenance cycle (vacuum cleaning)	208	1/year
Water consumption (wet cleaning)	0.004	m ³
Cleaning agent (wet cleaning)	0.09	kg
Electricity consumption	0.314	kWh

Further information on cleaning and maintenance see www.balsan.com

End of Life (C1-C4)

Three different end-of-life scenarios are declared and the results are indicated separately in module C. Each scenario is calculated as a 100% scenario.

Scenario 1: 100% landfill disposal

Scenario 2: 100% municipal waste incineration (MWI) with $R1 > 0.6$

Scenario 3: 100% recycling in the cement industry

If combinations of these scenarios have to be calculated this should be done according to the following scheme:

EOL-impact = x% impact (Scenario 1)
+ y% impact (Scenario 2)
+ z% impact (Scenario 3)

Name	Value	Unit
Collected as mixed construction waste (scenario 1 and 2)	5.56	kg
Collected separately (scenario 3)	5.56	kg
Landfilling (scenario 1)	5.56	kg
Energy recovery (scenario 2)	5.56	kg
Energy recovery (scenario 3)	2.615	kg
Recycling (scenario 3)	2.945	kg

Reuse, recovery and/or recycling potentials (D), relevant scenario information

Recovery or recycling potentials due to the three end-of-life scenarios (module C) are indicated separately.

Recycling in the cement industry (scenario 3) /VDZ e.V./

The organic material of the carpet is used as secondary fuel in a cement kiln. It mainly substitutes for lignite (61.9%), hard coal (26.8%) and petrol coke (11.3%).

The inorganic material is substantially integrated in the cement clinker and substitutes for original material input.

LCA: Results

The results refer to all declared products with a maximum total pile weight of 1400 g/m².

LCA results for product groups having a lower total pile weight can be taken from the corresponding tables of the annex. The LCA results always refer to the highest total pile weight of the corresponding pile weight category. Results for similar products with any other total pile weight can be calculated by using equation 1 given in the annex (see annex chapter: 'General Information on the annex').

The declared result figures in module B2 have to be multiplied by the assumed service life (in years) of the floor covering in the building under consideration (see annex, chapter 'General Information on use stage').

Information on un-declared modules:

Modules B3 - B7 are not relevant during the service life of the carpet and are therefore not declared.

Modules C1, C3/1, C4/2 and C4/3 cause no additional impact (see "LCA: Calculation rules") and are therefore not declared. Module C2 represents the transport for scenarios 1, 2 and 3. Column D represents module D/A5.

The CML characterisation factors version April 2015 are applied.

DESCRIPTION OF THE SYSTEM BOUNDARY (X = INCLUDED IN LCA; MND = MODULE NOT DECLARED)

PRODUCT STAGE			CONSTRUCTION PROCESS STAGE		USE STAGE							END OF LIFE STAGE				BENEFITS AND LOADS BEYOND THE SYSTEM BOUNDARIES
Raw material supply	Transport	Manufacturing	Transport from the gate to the site	Assembly	Use	Maintenance	Repair	Replacement	Refurbishment	Operational energy use	Operational water use	De-construction demolition	Transport	Waste processing	Disposal	Reuse-Recovery-Recycling-potential
A1	A2	A3	A4	A5	B1	B2	B3	B4	B5	B6	B7	C1	C2	C3	C4	D
X	X	X	X	X	X	X	MND	MND	MND	MND	MND	MND	X	X	X	X

RESULTS OF THE LCA - ENVIRONMENTAL IMPACT: 1 m² floorcovering

Parameter	Unit	A1-A3	A4	A5	B1	B2	C2	C3/2	C3/3	C4/1	D	D/1	D/2	D/3
GWP	[kg CO ₂ -Eq.]	1.02E+1	2.31E-1	7.00E-1	0.00E+0	3.32E-1	1.29E-2	6.69E+0	3.42E-2	3.98E-1	-1.59E-1	0.00E+0	-3.08E+0	-6.39E-1
ODP	[kg CFC11-Eq.]	6.25E-8	7.74E-14	1.84E-9	0.00E+0	1.26E-8	4.33E-15	2.30E-12	1.52E-12	9.78E-13	-2.97E-12	0.00E+0	-5.73E-11	-1.39E-11
AP	[kg SO ₂ -Eq.]	2.91E-2	9.70E-4	1.06E-3	0.00E+0	1.34E-3	5.43E-5	4.66E-3	9.80E-5	1.10E-3	-2.46E-4	0.00E+0	-4.75E-3	-2.45E-3
EP	[kg (PO ₄) ³⁻ -Eq.]	7.81E-3	2.42E-4	2.79E-4	0.00E+0	3.21E-4	1.36E-5	1.17E-3	8.86E-6	1.09E-3	-2.60E-5	0.00E+0	-5.02E-4	-2.55E-4
POCP	[kg ethene-Eq.]	2.06E-3	-3.96E-4	5.91E-5	6.29E-5	1.62E-4	-2.22E-5	2.96E-4	6.25E-6	1.26E-4	-2.35E-5	0.00E+0	-4.54E-4	-3.19E-4
ADPE	[kg Sb-Eq.]	8.87E-6	1.86E-8	2.72E-7	0.00E+0	1.14E-6	1.04E-9	2.42E-7	1.37E-8	8.24E-8	-3.04E-8	0.00E+0	-5.87E-7	-2.08E-7
ADPF	[MJ]	1.63E+2	3.19E+0	5.04E+0	0.00E+0	6.89E+0	1.78E-1	3.47E+0	3.66E-1	5.71E+0	-2.22E+0	0.00E+0	-4.31E+1	-9.35E+1

Caption: GWP = Global warming potential; ODP = Depletion potential of the stratospheric ozone layer; AP = Acidification potential of land and water; EP = Eutrophication potential; POCP = Formation potential of tropospheric ozone photochemical oxidants; ADPE = Abiotic depletion potential for non-fossil resources; ADPF = Abiotic depletion potential for fossil resources

RESULTS OF THE LCA - RESOURCE USE: 1 m² floorcovering

Parameter	Unit	A1-A3	A4	A5	B1	B2	C2	C3/2	C3/3	C4/1	D	D/1	D/2	D/3
PERE	[MJ]	4.44E+1	1.60E-1	1.33E+0	0.00E+0	9.87E-1	8.98E-3	4.69E-1	2.05E-1	4.35E-1	-4.01E-1	0.00E+0	-7.73E+0	-6.14E-1
PERM	[MJ]	0.00E+0	0.00E+0	0.00E+0	0.00E+0	0.00E+0	0.00E+0	0.00E+0	0.00E+0	0.00E+0	0.00E+0	0.00E+0	0.00E+0	0.00E+0
PERT	[MJ]	4.44E+1	1.60E-1	1.33E+0	0.00E+0	9.87E-1	8.98E-3	4.69E-1	2.05E-1	4.35E-1	-4.01E-1	0.00E+0	-7.73E+0	-6.14E-1
PENRE	[MJ]	1.32E+2	3.20E+0	5.41E+0	0.00E+0	8.05E+0	1.79E-1	4.68E+1	4.36E+1	5.94E+0	-2.68E+0	0.00E+0	-5.20E+1	-9.40E+1
PENRM	[MJ]	4.30E+1	0.00E+0	0.00E+0	0.00E+0	0.00E+0	0.00E+0	-4.30E+1	-4.30E+1	0.00E+0	0.00E+0	0.00E+0	0.00E+0	0.00E+0
PENRT	[MJ]	1.75E+2	3.20E+0	5.41E+0	0.00E+0	8.05E+0	1.79E-1	3.88E+0	6.01E-1	5.94E+0	-2.68E+0	0.00E+0	-5.20E+1	-9.40E+1
SM	[kg]	1.79E+0	0.00E+0	5.26E-2	0.00E+0	0.00E+0	0.00E+0	0.00E+0	0.00E+0	0.00E+0	0.00E+0	0.00E+0	0.00E+0	2.95E+0
RSF	[MJ]	0.00E+0	0.00E+0	0.00E+0	0.00E+0	0.00E+0	0.00E+0	0.00E+0	0.00E+0	0.00E+0	0.00E+0	0.00E+0	0.00E+0	0.00E+0
NRSF	[MJ]	0.00E+0	0.00E+0	0.00E+0	0.00E+0	0.00E+0	0.00E+0	0.00E+0	0.00E+0	0.00E+0	0.00E+0	0.00E+0	0.00E+0	9.06E+1
FW	[m ³]	1.47E+0	2.97E-4	4.42E-2	0.00E+0	4.25E-3	1.66E-5	2.32E-2	2.92E-4	1.42E-5	-5.72E-4	0.00E+0	-1.10E-2	-8.39E-3

Caption: PERE = Use of renewable primary energy excluding renewable primary energy resources used as raw materials; PERM = Use of renewable primary energy resources used as raw materials; PERT = Total use of renewable primary energy resources; PENRE = Use of non-renewable primary energy excluding non-renewable primary energy resources used as raw materials; PENRM = Use of non-renewable primary energy resources used as raw materials; PENRT = Total use of non-renewable primary energy resources; SM = Use of secondary material; RSF = Use of renewable secondary fuels; NRSF = Use of non-renewable secondary fuels; FW = Use of net fresh water

RESULTS OF THE LCA – OUTPUT FLOWS AND WASTE CATEGORIES: 1 m² floorcovering

Parameter	Unit	A1-A3	A4	A5	B1	B2	C2	C3/2	C3/3	C4/1	D	D/1	D/2	D/3
HWD	[kg]	4.47E-3	1.68E-7	1.31E-4	0.00E+0	1.13E-9	9.40E-9	2.07E-8	2.44E-10	2.30E-8	-6.48E-10	0.00E+0	-1.25E-8	-3.57E-9
NHWD	[kg]	3.11E-1	2.44E-4	5.34E-2	0.00E+0	8.17E-3	1.37E-5	1.34E+0	3.96E-4	5.55E+0	-9.50E-4	0.00E+0	-1.84E-2	-1.25E-1
RWD	[kg]	4.19E-3	4.36E-6	1.31E-4	0.00E+0	3.81E-4	2.44E-7	1.64E-4	9.35E-5	8.99E-5	-1.83E-4	0.00E+0	-3.53E-3	-2.01E-4
CRU	[kg]	0.00E+0	0.00E+0	0.00E+0	0.00E+0	0.00E+0	0.00E+0	0.00E+0	0.00E+0	0.00E+0	0.00E+0	0.00E+0	0.00E+0	0.00E+0
MFR	[kg]	7.59E-2	0.00E+0	2.23E-3	0.00E+0	0.00E+0	0.00E+0	0.00E+0	2.95E+0	0.00E+0	0.00E+0	0.00E+0	0.00E+0	0.00E+0
MER	[kg]	0.00E+0	0.00E+0	0.00E+0	0.00E+0	0.00E+0	0.00E+0	0.00E+0	2.62E+0	0.00E+0	0.00E+0	0.00E+0	0.00E+0	0.00E+0
EEE	[MJ]	0.00E+0	0.00E+0	5.24E-1	0.00E+0	0.00E+0	0.00E+0	1.01E+1	0.00E+0	0.00E+0	0.00E+0	0.00E+0	0.00E+0	0.00E+0
EET	[MJ]	0.00E+0	0.00E+0	1.25E+0	0.00E+0	0.00E+0	0.00E+0	2.42E+1	0.00E+0	0.00E+0	0.00E+0	0.00E+0	0.00E+0	0.00E+0

Caption: HWD = Hazardous waste disposed; NHWD = Non-hazardous waste disposed; RWD = Radioactive waste disposed; CRU = Components for re-use; MFR = Materials for recycling; MER = Materials for energy recovery; EEE = Exported electrical energy; EEE = Exported thermal energy

Not all of the life cycle inventories applied in this study support the methodological approach for the waste and water indicators. The data are based on publications of industry. The indicators for waste and water of the system are evaluated, but contain a higher degree of uncertainty.

References

Institut Bauen und Umwelt

Institut Bauen und Umwelt e.V., Berlin(pub.):
Generation of Environmental Product Declarations
(EPDs);

General Principles

for the EPD range of Institut Bauen und Umwelt e.V.
(IBU), 2013/04
www.ibu-epd.de

/ISO 14025/

DIN EN /ISO 14025:2011-10/, Environmental labels
and declarations — Type III environmental
declarations — Principles and procedures

/EN 15804/

/EN 15804:2012-04+A1 2013/, Sustainability of
construction works — Environmental Product
Declarations — Core rules for the product category of
construction products

PCR Part A

Institut Bauen und Umwelt e.V., Berlin (pub.):
Product Category Rules for Construction Products
from the range of Environmental Product Declarations
of Institut Bauen und Umwelt (IBU),
Part A: Calculation Rules for the Life Cycle
Assessment and Requirements on the Background
Report, V1.6 April 2017
www.bau-umwelt.de

PCR Part B

Institut Bauen und Umwelt e.V., Berlin (pub.):
Product Category Rules for Construction Products
from the range of Environmental Product Declarations
of Institut Bauen und Umwelt (IBU),
Part B: Requirements on the EPD for floor coverings,
V1.4, September 2016
www.bau-umwelt.de

EN 1307

DIN EN 1307: 2014+A1:2016: Textile floor coverings -
Classification

EN 14041

DIN EN 14041: 2008-05: Resilient, textile and laminate
floor coverings - Essential characteristics

ISO 10874

DIN EN ISO 10874: 2012-04: Resilient, textile and
laminate floor coverings - Classification

EN 13501-1

DIN EN 13501-1: 2010-01: Fire classification of
construction products and building elements - Part 1:
Classification using data from reaction to fire tests

ISO 15686

ISO 15686: Hochbau und Bauwerke -
Planung der Lebensdauer
ISO 15686-1: 2011-05: Teil 1: Allgemeine Grundlagen
und Rahmenbedingungen
ISO 15686-2: 2012-05: Teil 2: Verfahren zur
Voraussage der Lebensdauer
ISO 15686-7: 2006-03: Teil 7: Leistungsbewertung für
die Rückmeldung von Daten über die
Nutzungsdauer aus der Praxis
ISO 15686-8: 2008-06: Teil 8: Referenznutzungsdauer
und Bestimmung der Nutzungsdauer

VDZ e.V.

Umweltdaten der deutschen Zementindustrie 2015

CPR

Construction Products Regulation, Regulation (EU) No
305/2011 of the European Parliament and of the
Council of 9 March 2011

PRODIS

Product Information System (PRODIS) of the
European Carpet Industry, Gemeinschaft
umweltfreundlicher Teppichboden e.V (GUT) and
European Carpet and Rug Association
(ECRA), <http://www.pro-dis.info>

REACH

Regulation concerning the Registration, Evaluation,
Authorisation and Restriction of Chemicals (REACH),
establishing a European Chemicals Agency (ECHA),
European Union Regulation No 1907/2006, June 2017,

GaBi database 2017

GaBi Software-System and Database for Life Cycle
Engineering, thinkstep AG, Leinfelden-Echterdingen,
service pack 33, 2017

ecoinvent 3.3

ecoinvent, Zurich, Switzerland, Database Version 3.3
15th August 2016

**Publisher**

Institut Bauen und Umwelt e.V.
Panoramastr. 1
10178 Berlin
Germany

Tel +49 (0)30 3087748- 0
Fax +49 (0)30 3087748- 29
Mail info@ibu-epd.com
Web www.ibu-epd.com

**Programme holder**

Institut Bauen und Umwelt e.V.
Panoramastr 1
10178 Berlin
Germany

Tel +49 (0)30 - 3087748- 0
Fax +49 (0)30 - 3087748 - 29
Mail info@ibu-epd.com
Web www.ibu-epd.com

**Author of the Life Cycle****Assessment**

Gemeinschaft umweltfreundlicher
Teppichboden (GUT) e.V.
Schönebergstraße 2
52068 Aachen
Germany

Tel +45 (0)241 96843 410
Fax +45 (0)241 96843 400
Mail mail@gut-ev.de
Web www.gut-ev.org

**Owner of the Declaration**

Balsan
Corbilly D14
36330 Arthon
France

Tel +33 (0) 254 2916 00
Fax +33 (0) 254 3679 08
Mail cedric.charton@balsan.com
Web www.balsan.com